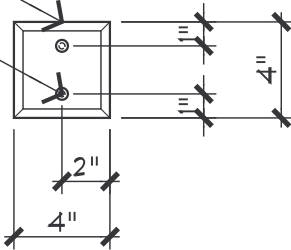
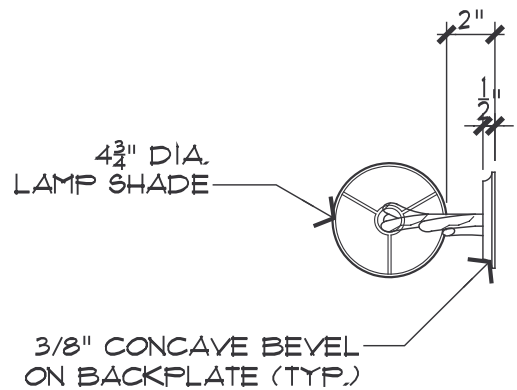


POLISHED BACKPLATE
COLOR TBD

POLISHED ORB NUT
COLOR TBD



BACKPLATE ELEVATION



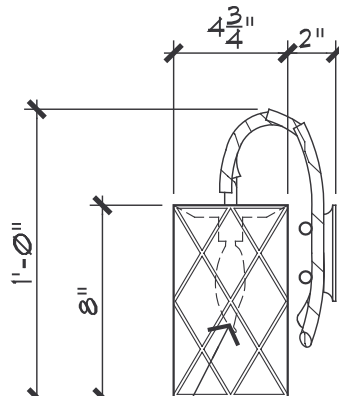
PLAN VIEW

CAST ALUMINUM ARM
COLOR TBD

PARCHMENT PERMAMOUNT
SHADE - COLOR TBD

1/8" BRASS STRIPS & EDGE
BASKET WEAVE PATTERN
COLOR TBD

40 WATT CANDELABRA BASE
FROSTED TORPRDO TIP



FRONT ELEVATION

SIDE ELEVATION

1 SMALL WALL SCONCE

SCALE: 1-1/2" = 1'-0"

xxx1.dwg

THIS DESIGN IS THE PROPERTY OF WYNN DESIGN AND DEVELOPMENT, IT MAY NOT BE REPRODUCED, DUPLICATED OR SOLD WITHOUT WRITTEN PERMISSION OF THE OWNER.

DRAWING NUMBER:

1 OF 2

PROJECT NUMBER:

TBD

REVIEWED BY:

DSA

DATE:

6-6-2006

PROJECT:

ENCORE PHONE BOOTH LIGHTING

DRAWING TITLE:

WALL MOUNTED SCONCE LIGHT

CUSTOM DESIGN BY ROGER THOMAS

W:\Projects\Encore Phone Booth Lighting\Drawings\Drawings\1000.dwg

680 Pilot Road, suite 1
Las Vegas, Nevada 89119
PHONE: (702) 770-5000
FAX: (702) 770-5003